

Single Color LED Controller

Model No.: V1-L

1 Channel/Step-less dimming/Wireless remote control/Push Dim/Multiple protection



Features

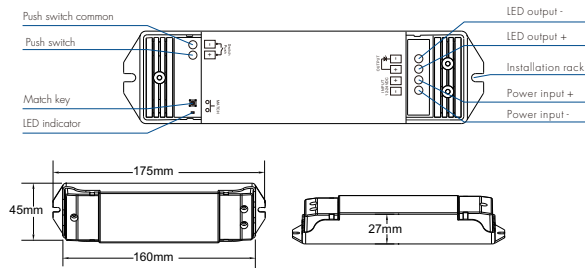
- 4096 levels 0-100% dimming smoothly without any flash.
- Match with Skydance's 2.4G single zone or multiple zone dimming remote control.
- One RF controller accept up to 10 remote control.
- Auto-transmitting function: Controller automatically transmit signal to another controller with 30m control distance.
- Synchronize on multiple number of controllers.
- Connect with external push switch to achieve on/off and 0-100% dimming function.
- Over-heat / Overload / Short circuit protection, recover automatically.

FC CE RoHS (ETC) LVD RED

Technical Parameters

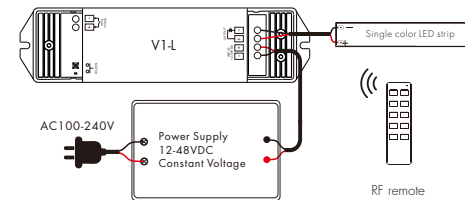
Input and Output		Dimming data	
Input voltage	12-48VDC	Input signal	RF 2.4GHz + Push Dim
Output voltage	12-48VDC	Control distance	30m[Barrier-free space]
Output current	1.5A@12/24V 1.0A@36/48V	Dimming gray scale	4096 [2 ¹²] levels
Output power	180W@12V 360W@24V 360W@36V 480W@48V	Dimming range	0-100%
Output type	Constant voltage	Dimming curve	Logarithmic
		PWM Frequency	500Hz (default)
Safety and EMC		Warranty and Protection	
EMC standard (EMC)	EN301 489,EN 62479	Warranty	5 years
Safety standard(IVD)	EN60950	Protection	Reverse polarity Over-heat Over-load Short circuit
Radio Equipment(REDE)	EN300 328		
Certification	CE,EMC,IVD,RED		
Environment		Weight	
Operation temperature	Ta: -30℃ ~ +55℃	Net weight	0.099kg
Case temperature (Max.)	Tc: +85℃	Gross weight	0.116kg
IP rating	IP20		

Mechanical Structures and Installations

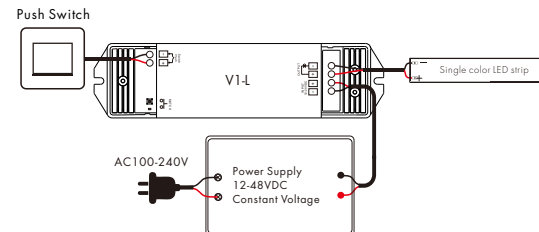


Wiring Diagram

- Match with dimming remote



- Connect with push switch



Match Remote Control (two match ways)

End user can choose the suitable match/delete ways. Two options are offered for selection:

Use the controller's Match key

Match:

Short press match key, immediately press on/off key (single zone remote) or zone key (multiple zone remote) on the remote.

The LED indicator fast flash a few times means match is successful.

Delete:

Press and hold match key for 5s to delete all match, The LED indicator fast flash a few times means all matched remotes were deleted.

Use Power Restart

Match:

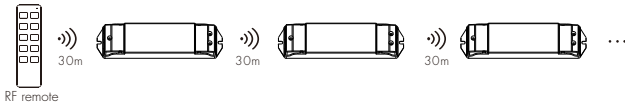
Switch off the power, then switch on power again, immediately short press on/off key (single zone remote) or zone key (multiple zone remote) 3 times on the remote. The light blinks 3 times means match is successful.

Delete:

Switch off the power, then switch on power again, immediately short press on/off key (single zone remote) or zone key (multiple zone remote) 5 times on the remote. The light blinks 5 times means all matched remotes were deleted.

Application notes

1. All the receivers in the same zone.



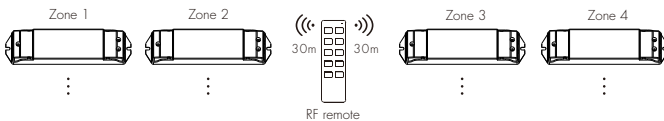
Auto-transmitting: One receiver can transmit the signals from the remote to another receiver within 30m, as long as there is a receiver within 30m, the remote control distance can be limitless.

Auto-synchronization: Multiple receivers within 30m distance can work synchronously when they are controlled by the same remote.

Receiver placement may offer up to 30m communication distance. Metals and other metal materials will reduce the range. Strong signal sources such as WiFi routers and microwave ovens will affect the range.

We recommend for indoor applications that receiver placements should be no further apart than 15m.

2. Each receiver(one or more) in a different zone, like zone 1, 2, 3 or 4.



Push Dim Function

The provided Push-Dim interface allows for a simple dimming method using commercially available non-latching (momentary) wall switches.

- **Short press:**
Turn on or off light.
- **Long press (1-6s):**
Press and hold to step-less dimming.
With every other long press, the light level goes to the opposite direction.
- **Dimming memory:**
Light returns to the previous dimming level when switched off and on again, even at power failure.
- **Synchronization:**
If more than one controller are connected to the same push switch, do a long press for more than 10s, then the system is synchronized and all lights in the group dim up to 100%. This means there is no need for any additional synchrony wire in larger installations.
We recommend the number of controllers connected to a push switch does not exceed 25 pieces, The maximum length of the wires from push to controller should be no more than 20 meters.

Dimming curve

