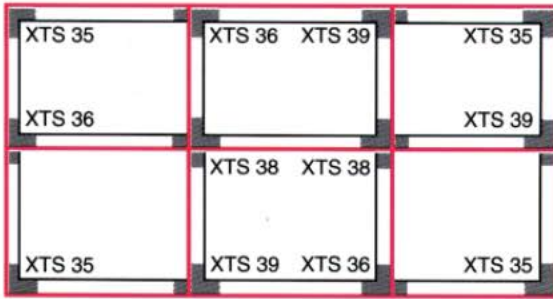


Global Trac 3-fas Kopplingschema & Polaritet

Skensystemen nedan illustrerade från perspektivet sett nedifrån



Grid, ridge
on outside
of loop

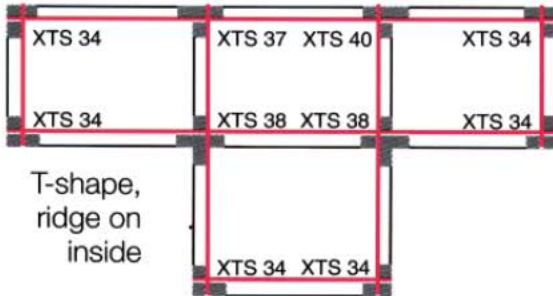


Figur 1



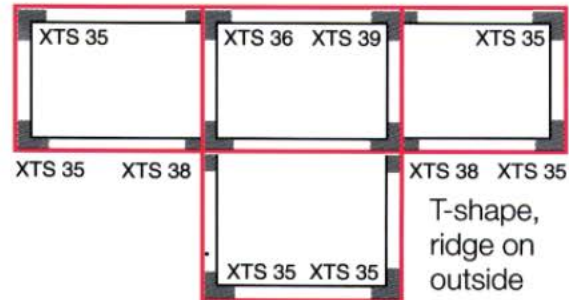
Grid, ridge
on inside
of loop

Figur 2



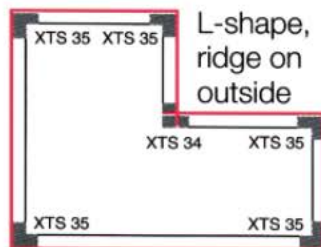
T-shape,
ridge on
inside

Figur 3



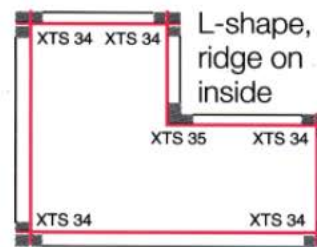
T-shape,
ridge on
outside

Figur 4



L-shape,
ridge on
outside

Figur 5



L-shape,
ridge on
inside

Figur 6